

AMICO ROTARY-WING WATER METER HORIZONTAL WOLTMAN TYPE WATER METER

TYPE LXSG 15-50E Dry Dial Water Meter



WORKING CONDITION :

- Water Temperature $\leq 50\text{ C}^{\circ}$
- Working Pressure $\leq 1\text{Mpa}$
- Specialist for Apartment

SPECIAL FEATURES :


- Large measuring range, high flow accuracy
- Steady curve Characteristic
- Performance is up to standards ISO 4064

METER DESIGN :

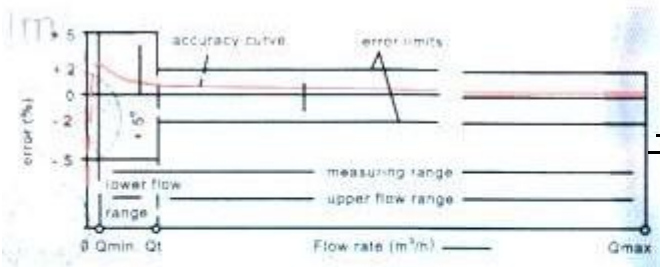
- Solid and robust design, long service guaranteed
- Universal Interchangeable measuring insert
- Cleaning without breaking the seal is possible
- Dia, 15-50 mm connections with whitwort pipe thread
- Anti-magnet mechanism

METROLOGICAL DATA

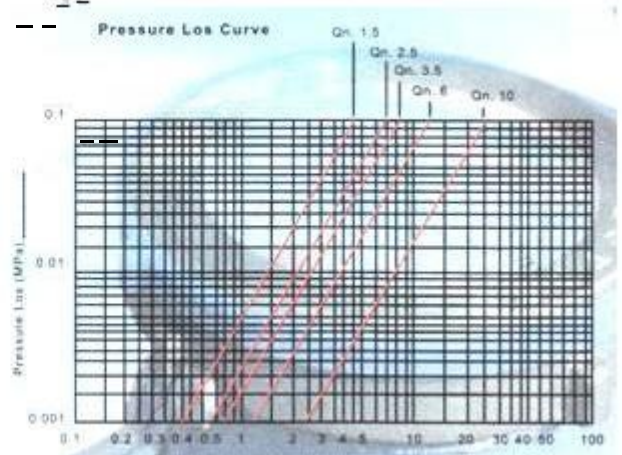
NOMINAL DIA METER	mm	15	20	25	32	40	50
	Inches	1/2"	3/4"	1"	1 1/4"	1 1/2"	2"
MAXIMUM FLOW RATE (Q MAX)	M ³ /h	3	5	7	12	20	30
NOMINAL FLOW RATE (Q _N)	M ³ /h	1,5	2,5	3,5	6	10	15
TRANSITIONAL FLOW RATE (Q _T)	M ³ /h	0,12	0,2	0,28	0,48	0,8	3
MINIMUM FLOW RATE (Q _{Min})	M ³ /h	0,03	0,05	0,07	0,12	0,2	0,45
ACCURACY WITHIN (Q Max - Q Min)		Q Max - Q _t ± 2 % Q Max - Q _t ± 2 %					
WORKING PRESSURE	BARS	10	10	10	10	10	10
STARTING FLOW RATE	M ³ /h	0,012	0,016	0,020	0,020	0,050	0,050
MAX READING	M ³	99999,9999				99999,9999	
MIN READING	M ³	0,0001				0,001	0,01
INSTALLATION POSITION		↑↓					



FEATURES CURVE DIAGRAM FLOW ERROR CURVE



PRESSURE LOS CURVE



Meter Size	DN	(mm)	15	20	25	32	40
Width :	W	mm	98	98	103	103	125
Height	H	mm	115	114	114	127	144
Connecting thread	d		R 1/2"	R 3/4"	R 1"	R 1 1/4"	R 1 1/2"
	D		G 3/4"	G 1"	G 1 1/4"	G 1 1/2"	G 2"
Weight		Kg	1.8	2	2.3	3.6	